

Remote Capture Scanner Ordering Guide

A step-by-step guide on how to order your J.P. Morgan Remote Capture compatible scanner.

Scanner Online Store

J.P. Morgan has partnered with **Superior Press** to host an online store for J.P. Morgan Remote Capture clients to purchase recommended scanners. The online store allows you to:




- Select and compare scanners to see details and pricing
- Order both scanners and supplies in a single shopping cart
- Manage shipping and billing addresses
- Pay using a credit card or ACH debit
- Receive order confirmations and tracking information


Orders completed using the online store before 5:00 p.m. ET will be processed the same day. Orders can be placed using your computer or mobile device.

- <https://secure.superiorpress.com/CSL/jpm.aspx>

Recommended Desktop Scanners for Purchase

J.P. Morgan is pleased to offer a curated selection of scanners that enable you to find the scanner that fits your needs, while providing the best overall experience when using Remote Capture. All recommended scanners are available for purchase from the Superior Press Online Store.

Check Only	Volumes & Capacity	Dimensions	Additional Features
 <p>Epson CaptureOne 60 / 100 (TM-S1000) Price: \$472.40 Standard-speed solution for capturing both checks and coupons</p>	<ul style="list-style-type: none"> ■ Max. Daily Volume: 3,000 checks ■ Speed: 60 checks / coupons per min ■ Remote Capture Capacity: 50 items per scan 	<ul style="list-style-type: none"> ■ Size: 14.0 x 6.3 x 6.9 (inches) ■ Weight: 8.80 lbs. ■ Paper size: <ul style="list-style-type: none"> – Min: 4.80 x 2.50 (inches) – Max: 9.00 x 4.90 (inches) 	<ul style="list-style-type: none"> ■ Duplex (front & back) scanning in 1 pass ■ Supports: <ul style="list-style-type: none"> – Coupons – Remote Capture Virtual Endorsement
 <p>Epson CaptureOne 90 / 100 (TM-S1000) Price: \$543.26 High-speed solution for capturing larger volumes of checks and coupons</p>	<ul style="list-style-type: none"> ■ Max. Daily Volume: 7,500 checks ■ Speed: 90 checks / coupons per min ■ Remote Capture Capacity: 50 items per scan 	<ul style="list-style-type: none"> ■ Size: 14.0 x 6.3 x 6.9 (inches) ■ Weight: 8.80 lbs. ■ Paper size: <ul style="list-style-type: none"> – Min: 4.80 x 2.50 (inches) – Max: 9.00 x 4.90 (inches) 	<ul style="list-style-type: none"> ■ Duplex (front & back) scanning in 1 pass ■ Supports: <ul style="list-style-type: none"> – Coupons – Remote Capture Virtual Endorsement
 <p>Panini EverneXt 100 (No Ink Jet) Price: \$674.52 Compact, high-performance check and coupon scanner solution</p>	<ul style="list-style-type: none"> ■ Max. Daily Volume: 3,000 checks ■ Speed: 100 checks / coupons per min ■ Remote Capture Capacity: 50 items per scan 	<ul style="list-style-type: none"> ■ Size: 8.9 x 6.1 x 8.4(inches) ■ Weight: 4.85 lbs. ■ Paper size: <ul style="list-style-type: none"> – Min: 4.80 x 2.50 (inches) – Max: 9.00 x 4.90 (inches) 	<ul style="list-style-type: none"> ■ Duplex (front & back) scanning in 1 pass ■ Supports: <ul style="list-style-type: none"> – Coupons – Remote Capture Virtual Endorsement

Check & Document	Volumes & Capacity	Dimensions	Additional Features
 <p>Epson WorkForce DS-770 II Price: \$562.87 High-volume solution with the capability to scan both checks, coupons and remittance documents</p>	<ul style="list-style-type: none"> ■ Max. Daily Volume: 5,000 checks ■ Speed: 45 items per minute ■ Remote Capture Capacity: 50 items per scan 	<ul style="list-style-type: none"> ■ Size: 11.7 x 7.7 x 12.5 (inches) ■ Weight: 8.10 lbs. ■ Paper size: <ul style="list-style-type: none"> – Min: 2.0 x 2.0 – Max: 8.5 x 240 (inches) 	<ul style="list-style-type: none"> ■ Duplex (front & back) scanning in 1 pass ■ Supports: <ul style="list-style-type: none"> – Coupons – Documents – Remote Capture Virtual Endorsement

Other Supported Desktop Scanners:

In addition to the recommended scanner options, Remote Capture supports other scanner types that can be purchased from your preferred fulfillment vendor:

- **Burroughs SmartSource Adaptive** (Check & Document)
- **Epson WorkForce DS-770** (Check & Document)
- **Panini Vision X 50 / 50** (Check Only)
- **Panini Vision X 75 / 100** (Check Only)
- **Panini I: Deal** (Check Only)

How to Place an Online Order

Step 1: Log onto the scanner online store

<https://secure.superiorpress.com/CSL/jpm.aspx>

The online store can be accessed by typing the above URL into your browser or available through a link on the Remote Capture Resource Center

- A Returning Users** - enter your user name and password then select “Log In” to proceed.
- B First Time Users**- select “continue” button to proceed.

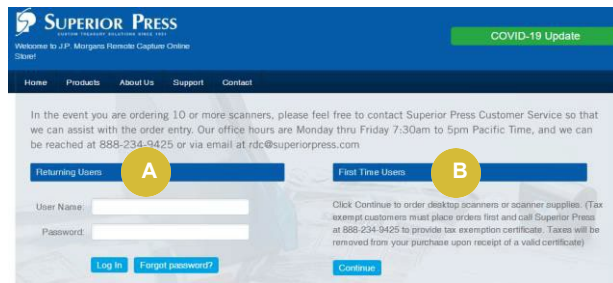
Note: Tax Exempt Buyers – Prior to placing an order, contact Superior Press client services at 888-234-9425, Mon- Friday 10:30am – 8:00pm (EST). Please be prepared to provide a tax-exempt certificate.

Step 2: Select your product

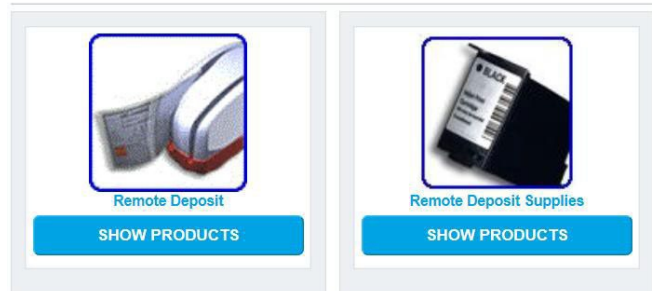
- Select Remote Deposit to order scanners
- Select Remote Deposit supplies to order scanner supplies

Step 3: Add Items to Shopping Cart

- Choose your scanner or scanner supply from the list available
- C** To view additional scanner detail and specification click “More Details” button below the scanner
- D** Select “Order It” or “Order Now” to add item to shopping cart
- Click on the “Home” or “Remote Deposit” on the top left of the page to add additional items to the cart
- All scanners include a bundle warranty. Warranty information is displayed on the screen after clicking “Order It”



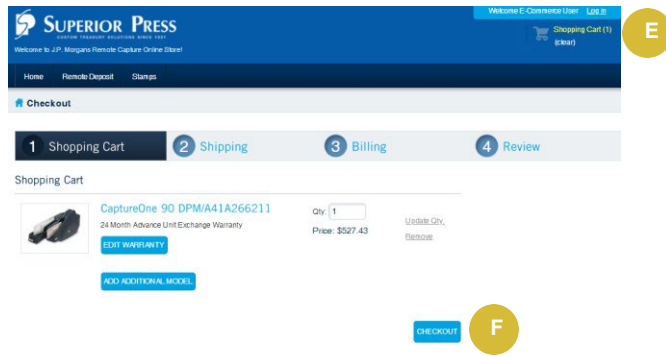
Products



Step 4: Shopping Cart

- Like other popular ecommerce websites, the shopping cart allows you to purchase multiple items in a single checkout including multiple scanners, and / or scanner supplies

E The shopping cart can be accessed anytime you add a new item to your cart or by selecting “Shopping Cart” in the top right corner of the screen.



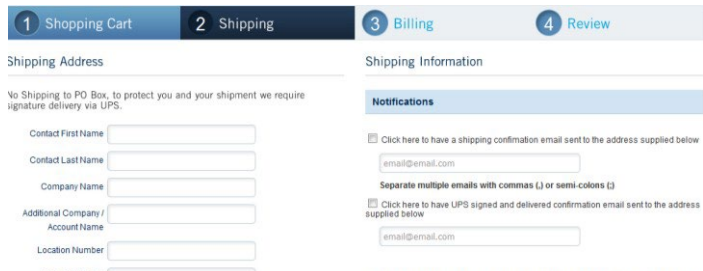
Step 5: Checkout

- Once you have added all of the items you wish to purchase to your shopping cart, you are ready to checkout
- F** Click “Checkout” to pay for items in shopping cart

Step 6: Shipping and Account Information

- Enter your shipping information including an email address where you would like notifications to be sent
- Choose your preferred shipping method. Available options are UPS ground, 3 Day Select, 2nd Day Air and Next Day Air
- First time users will need to create a username and password under the “New Account Information”

Note: First time users will also have to set security questions before continuing to billing; a pop-up will appear



Step 7: Enter Billing Information

- Select Payment Type: Credit Card or Debit Account (ACH debit)

Note: Credit Card allows faster processing. For ACH debit you may need to update your ACH Debit Block to allow debits from Superior Press Company ID 1954439518

- Agree to Terms & Conditions
- Enter Billing Information
- Click “Review Your Order” to proceed



Step 7: Confirm Your Order

- Before you complete your order you have the opportunity to modify any of the information previously provided
- When ready, select the confirm checkbox and click “Place Order Now”
- You must complete the purchase process to save all entered information (shipping, billing, etc.) and successfully create your account for future purchases

Step 8: Order Receipt

- After the order has been placed the system will provide you a 7-digit Superior Press order number

Shipping Confirmation Email

Once your order has been shipped by Superior Press, you will receive an e-mail confirmation containing the details of your scanner including a tracking number and device serial number(s).

SUBJECT: [Scanner Model]

Thank you for ordering the [Scanner Model] check scanner. We are pleased to inform you that your order has been processed and will be shipping today via [UPS 2nd Day Air] to the attention of [Name] located at [Shipping Address].


*Your UPS Tracking Number is: []
The serial number of your device is: []*

If you have any questions regarding this order or if there is an error in any of the information noted in this correspondence, immediately contact Superior Press between 7:30 AM and 5:00 PM Pacific Standard Time at 888-234-9425 and reference job # [].

For drivers and installation guides, visit the J.P. Morgan Remote Capture Resource Center at <https://www.jpmorgan.com/country/US/en/ts/remote-capture-resource-center>. If you have questions regarding Remote Capture, please contact your relationship officer or Access Support at 866-872-3321.

We appreciate your business and look forward to assisting you in the future with all of your financial needs.

This is a post-only mailing. Please do not respond to this message.



Support

Order Inquiries

If you require any assistance with your orders, please contact **Superior Press** at 888-234-9425 (Fax: 562-948-4966) from 10:30AM to 8PM EST, Monday through Friday.

Scanner Drivers & Installation Guides

The Remote Capture Resource Center is J.P. Morgan website that provides you with direct access to a number of Remote Capture resources including video demonstrations, quick help guides and **scanner drivers** for easy installation.

- <https://www.jpmorgan.com/country/US/en/ts/remote-capture-resource-center>

Remote Capture Technical Support

For assistance using Remote Capture including login support and feature troubleshooting, please contact **Access Support (TSG)** at 866-872-3321.